



# People's Participation in Protected Areas of Bangladesh

APC\_WG 4  
Md. Tariqul Islam  
Assistant Chief Conservator Forests  
Management Planning Unit  
Forest Department  
Bangladesh  
tarik.forest@gmail.com



# Country Profile



Area	:	147,570 Sq. Km.
Population	:	160.00 Million ( <b>highest density of the world</b> 1237/sq. km)
Forest Area	:	2.33 million ha.( 0.015 ha per capita)
Poverty	:	26%
Per Capita Income:		1044 US\$ (Wikipedia, 2013)



# Forests of Bangladesh

Forest types	Area (m. ha.)	% to country's area
FD managed Forest	1.60	10.81%
Un-classed State Forest	0.73	4.95%
Forests in Homestead	1.88	12.74%

## FD managed Forests

Forest Types	Area (m. ha.)	% to country's area
Hill Forest	0.65	4.40%
Natural Mangrove Forest <b>Largest in the World</b>	0.60	4.07%
Littoral Forests	0.025	0.16%
Mangrove Plantation	0.20	1.35%
Plain land (Sal) Forest	0.12	0.81%
Total	1.60	10.81%



## Policy & Legal Instruments (Protected area related)

- The **Forest Act 1927** (amended 2000), (Originally promulgated in 1878.)
- The Bangladesh **Wildlife** (Conservation and Security) Act, 2012; **Wildlife Act 1974** (Repealed); The Bengal Rhinoceros Preservation **Act 1932** (Repealed); The Wild Birds and Animals Protection **Act, 1912** (Repealed); The Elephant Preservation **Act, 1879** (Repealed);
- National Forest **Policy, 1994**;
- Bangladesh **Tiger Action Plan** (2009-2017);
- Compensation Policy for Victims Caused by WL 2010;
- Section 18A of the Constitution; State will conserve and develop the environment for people and will ensure conservation and security of forests, wildlife, wetlands, biodiversity and natural resources.



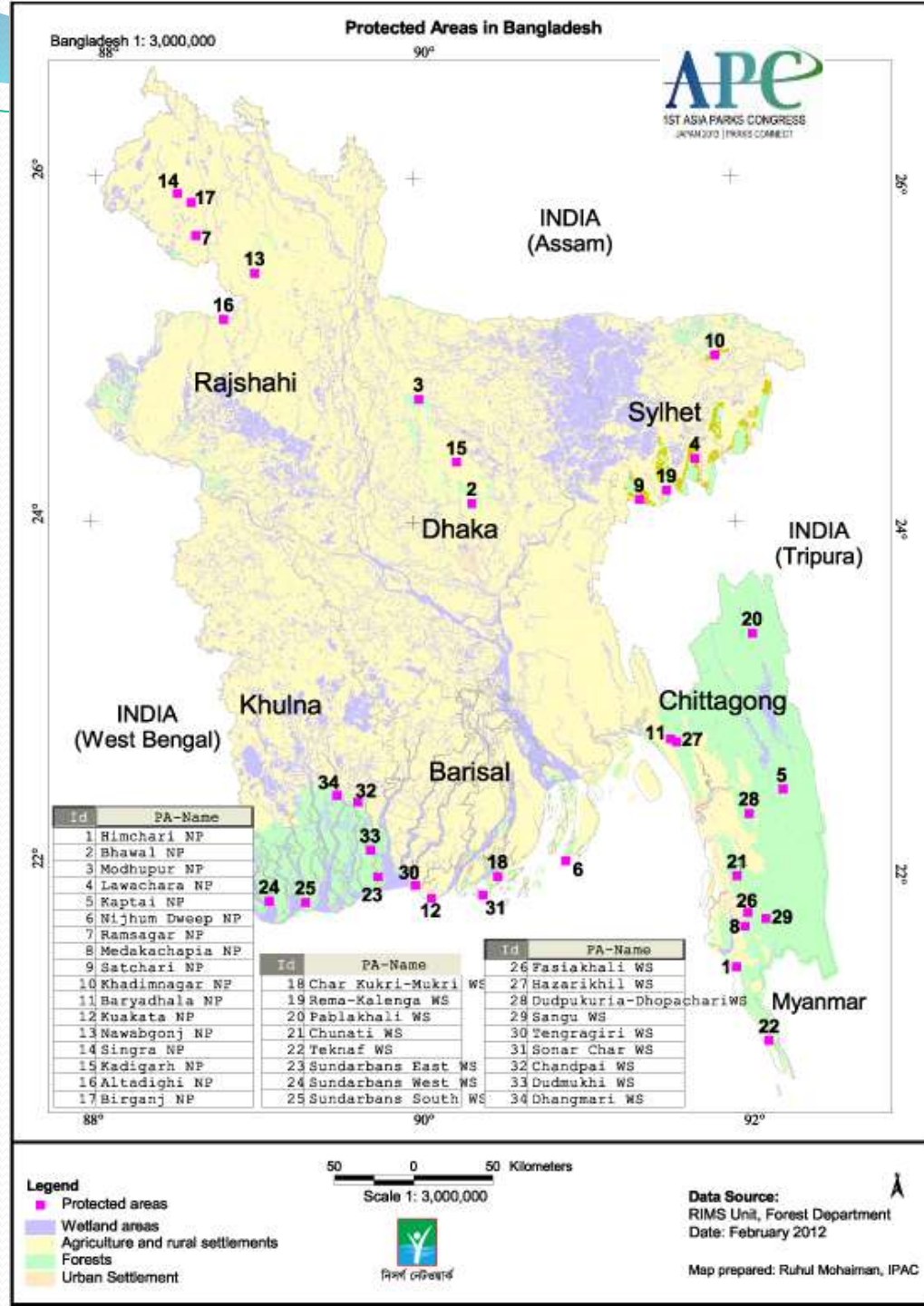


# Protected Areas (PAs) in Bangladesh

Number of PA – 34 nos  
 Area – 265,402.66 ha  
 which is 1.8% of Country

- 16.58 % of forest

- Proposed
- 14 PAs with 13,642 ha.
- About 72% area of PAs are managed under Participatory system (co-management)





# How is protected area in Bangladesh

- Dudhpukuria-Dhopachari WS.

Area- 4704 hectares

- Forest-56%
- Herb/Shrub-37%
- Fallow/agric-6%
- Settlement-1%

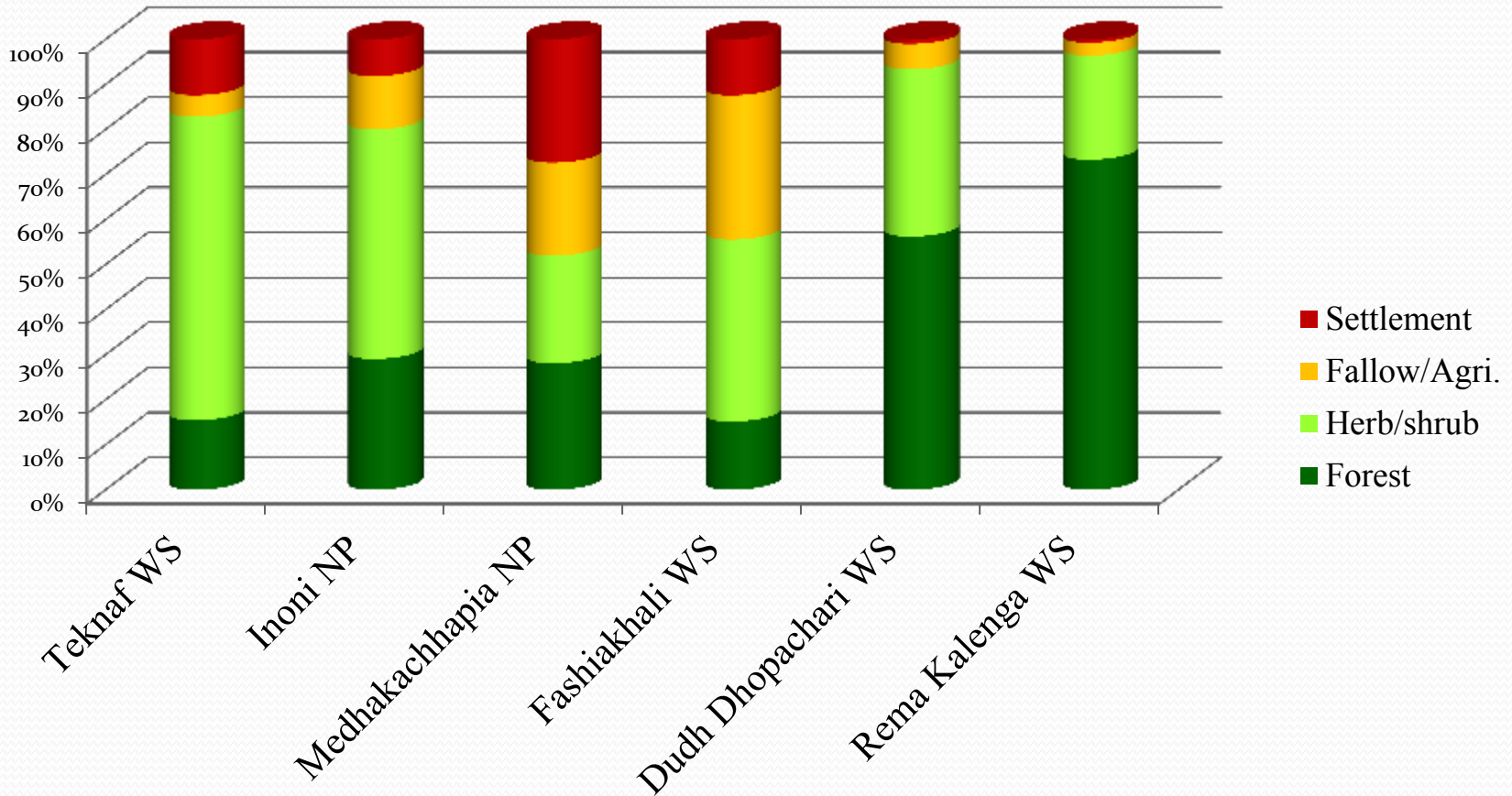
In Bangladesh Local communities are heavily dependent on PAs for their energy, nutrition, medicine and other subsistence needs



La



# Settlement and Agriculture are unavoidable in PAs (Restricted by law) of Bangladesh.



Sustainable Management of PAs not possible  
Without **Active participation of local people**  
**Economic incentives for their Participation**



# People's Participation through co-management

- **Co-Management:** A situation in which two or more social actors negotiate, define and guarantee among themselves a fair sharing of the management functions, entitlements and responsibilities for a given territory or area or set of natural resources (Borrini and Feyerabend et al. 2000:1).
- In Bangladesh Sharing of responsibilities established through formation of **Co-management Councils and committee (CMC)**. It provides legal basis of the co-management and framed by Govt. on 15 May 2006.
- Co-management committee responsible for management of PAs on local stakeholders participation. They perform management activities of PA under the guidance of council and approval of the forest department. Also initiate patrols for maintenance PA resources.
- People (30-100) of the adjacent villages organized to form **Village Conservation Forum (VCF)** with 1/3 female members, **Peoples Forum (PF)** with One pair of VCF member elected. **Community Patrol groups (CPG)** , **Youth Clubs (NC)** and **Nishorgo sahayak (NS)**, **Eco-Tour guides** are selected from villages and represented in CMCs.

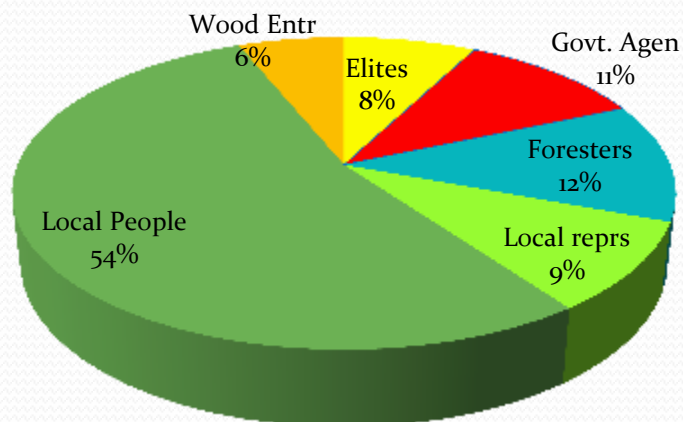




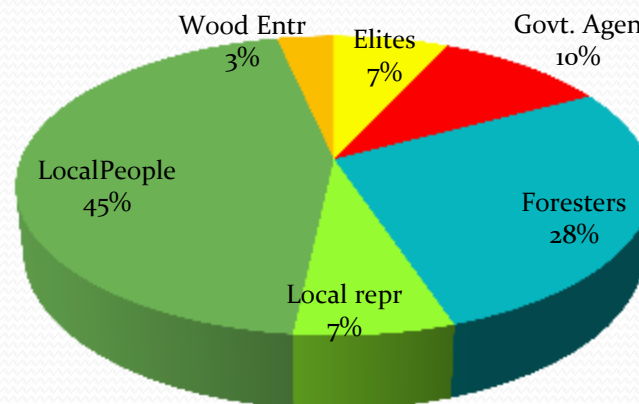
# Structure of CMOs

	CM Council (65 )	CM Committee (29)
<b>Elites</b>	8%	7%
<b>Govt. Agencies</b>	11%	10%
<b>Foresters</b>	12%	28%
<b>Local representatives</b>	9%	7%
<b>Local People</b>	54%	45%
<b>Wood Entrepreneur</b>	6%	3%

### Co-M Council



### Co-M Committee



Local people represented by PF, CPG, Minority and NC



## Approach for co-management initiated through

- Developing a functional co-mgt model
- Develop policies & build constituencies conducive to PA mgt.
- Organization of co-management committees and councils
- Formation of Forest User Groups and Community Patrolling Groups
- Strengthen institutional capacity of the FD and key stakeholders; through training.
- Develop infrastructures to better manage and to provide visitor services; Interpretive centers, Dormitories, ½, 1, 3 hours Trails.
- Habitat management and restoration;
- AIG training and support;
- Development of conservation entrepreneurs; Eco-guides, Eco-Cottages and-
- Ecotourism training and micro-plan development.



# Programs to reduce dependency of local community on PAs -

- Nursery development ; People to grow indigenous seedlings and sale to meet local demand.
- Participatory plantations; Benefit sharing agreements with local people.
- Community patrolling and protection.
- Household income generation activities ; Beef/Milk cow fattening, Poultry rearing, weaving.
- Nature Tourism; eco-cottages, eco-guiding.
- Branding of local products; Local handloom cloths, Bamboo or Date palm baskets.
- Carbon Sequestration financing plan.
- Land escape development; Facilitate living condition of local communities and
- Improved Cook Stoves; Biogas plants , Solar energy



Nature Tourism



Community Patrolling



## Partners for the Collaborative management of PAs

- **USAID** financed Nishorgo Support Project followed by IPAC and CREL to scale up co-management of PAs.
- **World Bank** financed Strengthening Regional Co-operation for Wildlife protection project.
- **Arannayk** Foundation supports tropical forest conservation through grants for restoration and co-management
- **GIZ** supports participatory forest management and reforestation in Chunati Wildlife Sanctuary .
- **EU** funds protection of the Sundarbans Reserved Forest and livelihood support around the Sundarbans



Wildlife in Lawachara NP





## Sustainable financing

The Co-management system of protected area conservation has been institutionalized in Bangladesh through approval of **Grant Financing** system on 29 March 2009, in which 50% of revenue plowed back to CMC for sustainability.

One hour trail



Interpretation center

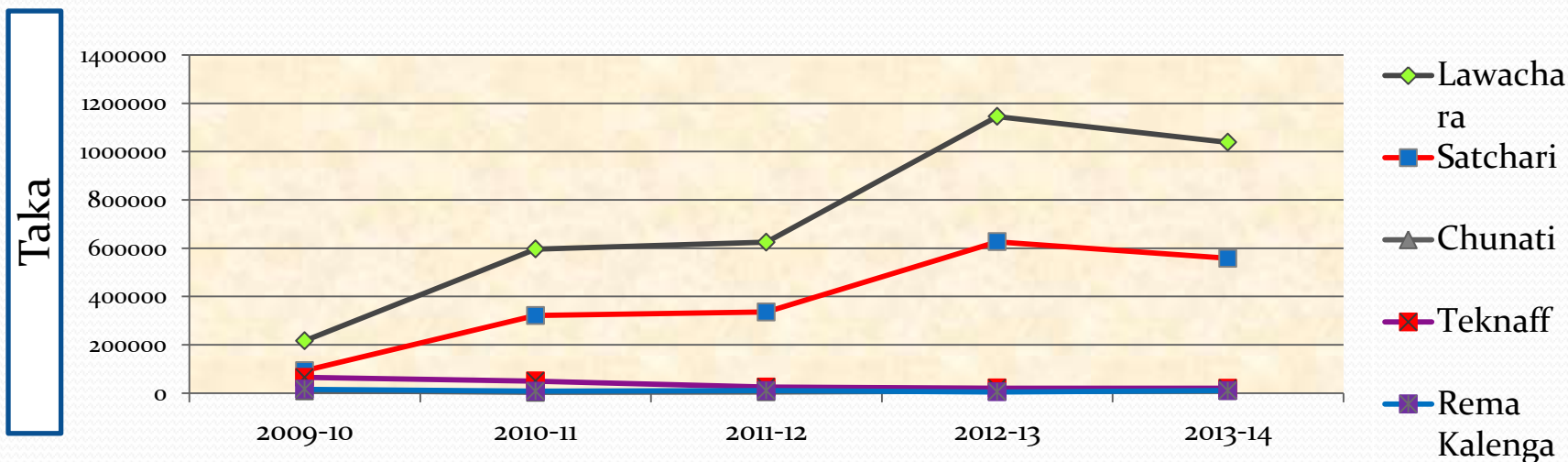






# Amount of money (Taka) allocated under Grant Financing for Co-managed PAs. (1 US\$=80 Taka)

Protected Area	2009-10	2010-11	2011-12	2012-13	2013-14
Lawachara NP	217000	596000	6,24,000	11,45,500	10,38,000
Satchari NP	93000	321000	3,36,000	6,26,800	5,58,900
Chunati WS	9000	2863	5000	8455	10000
Teknaff WS	65000	50000	25000	20500	14000
Rema-Kalanga WS	16000	8000	10000	5000	10000
<b>Total</b>	<b>400000</b>	<b>978000</b>	<b>1000000</b>	<b>1796255</b>	<b>1616835</b>



Amount of money is not sufficient to run co-management sustainably



# Heads of Grant Finance Spend by CMC

Items	Percent	Activities
Staff Salaries	49%	Monthly payment for Staff, 12.22% paid for Patrol duties.
Office Expenses	12%	CPG Meeting, CMC Registration, Name plate, Computer, Stationery, Refreshment, Etc.
Loan/Grant	3%	Grant to CPG members to improve livelihood.
Infrastructure development	25%	Repair of Dormitories, Toilets, Offices, Dustbean Name-plates, Bridge and Culvert construction.
Tourism facilities	11%	Trail repair, Bench construction, Tourist shed, Picnic spot development, Water supply

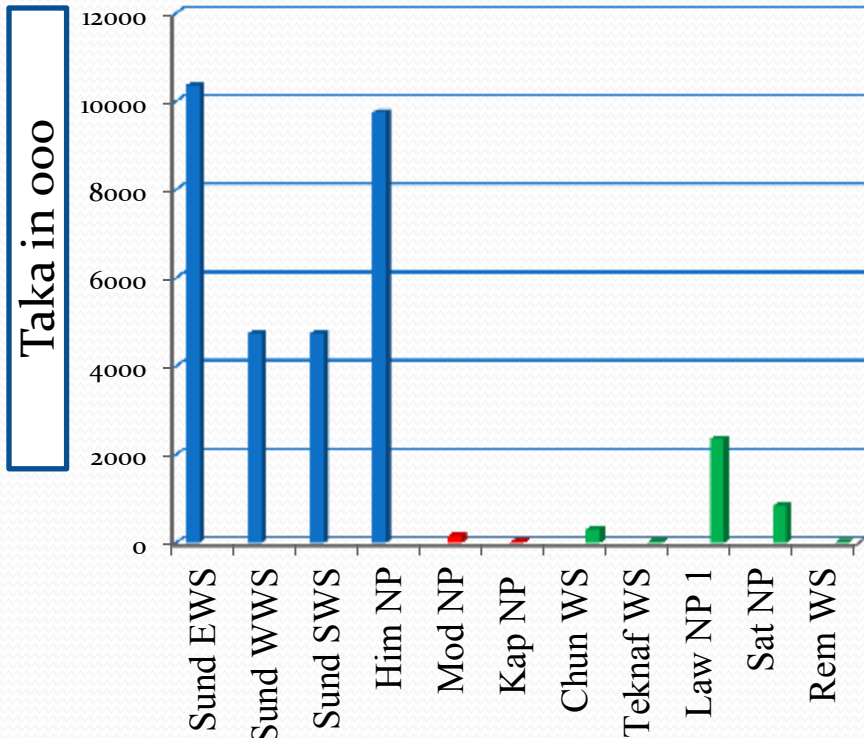


# Grant Financing (GF) under co-management system

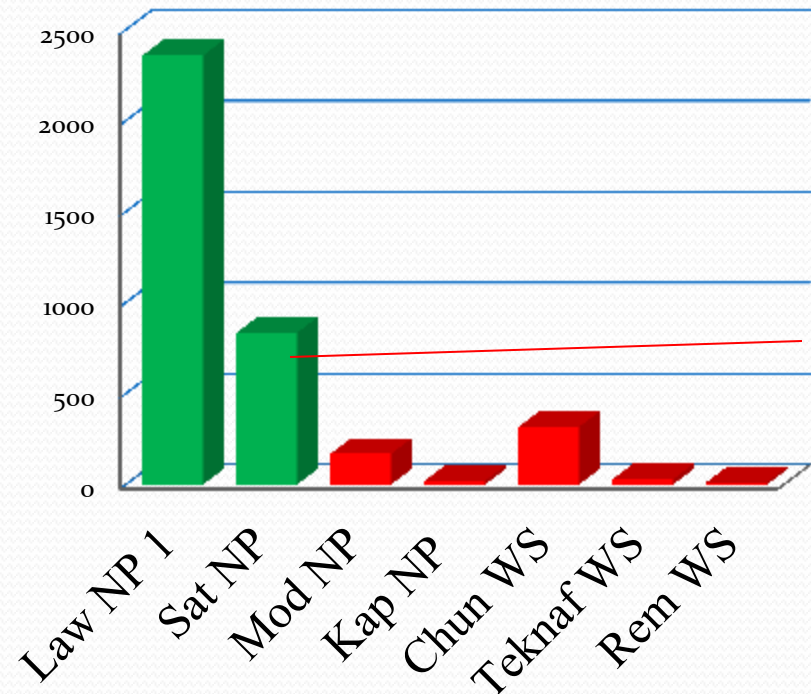
Only 11 PAs has earning capacity of which 5 are running under GF while 2 CMCs not capable

Of 7 PAs only 2 are sustainable others needs build their capacity for financial sustainability.

■ G F underway ■ CMC not ca ■ G F ongoing



■ Sustainable ■ N-sustainable





# Heads of revenue Sharing under G F system

Heads of revenues being shared with CMCs at present.

- Entry fees from visitors.
- Parking charges from visitors.
- Charges for use of Picnic spot, Dormitories, Tourist shop etc.

Proposed Head to share revenue.

- NTFPs collection (Selective).

Still to explore for sharing.

- Carbon trading.
- Ecosystem services .



Foreign Tourists, Lawachara



Dormitory, Lawachara



# Sustainability of Co-management

- Sustainable Financing of PAs through **Grant Financing (50% revenue share)**
- Co-management system given **legal support** in relevant Wildlife **Act**. Co-management **Rules** are underway.
- **Empowerment** of CMCs to collect revenue and implement plans.
- **Social mobilization** taken place interest of stakeholder are served through CMOs;
- Co-management organizations and VCFs are **registered** in Social welfare Department;
- CMOs have their **own plan** and assistances are being provided by govt.
- CMCs have been given specific roles to play in **Management Plans** of PAs



Villagers assisting foresters



CMC consulting foresters





## Present Status of Co-Managed PAs

Name PA	Area (ha)	L S Population	CMC	Forest Staff	CPG	VCF	ETG	Rev(ooo) Taka
1.Med-kach NP	396	18,305	1	4	21	13	6	0
2.Fashiakhali WS	1302	46,451	1	11	42	30	5	0
3.Inoni NP	7,700	82000	1	19	400	24	7	0
4.Dud-Dhop WS	4,716	5000	2	4	77	19	9	0
5.Khadim-N NP	678	12,500	1	4		22	10	0
6.Lawachara NP	1250	36,740	1	9	80	26	23	2360
7.Satchari NP	243	55700	1	5	40	38	6	835
8.Remakal WS	1,795	53,000	1	16	126	26	4	13
9.Chunati WS	7764	48913	2	44	342	60	13	317
10.Teknaff WS	11,615	149,896	3	60	311	80	7	29
11.Kaptai NP	5,464	7500	2	74	114	39	14	20
12.Modhup NP	8,436	2,36,368	2	45	450	89	10	169
13.Sund-EWS	31226	134,420	2	22		55	22	10300
14.Sund-WWS	71,502	121,920	1	20		152	17	4750
15.Sund-SWS	36,970	2,17,531	1	17		78	do	4750
16.Himchari NP	1729	50,000	1	4	73	34	13	9700
<b>Total</b>	<b>192786</b>	<b>1.27 Mil</b>	<b>23</b>	<b>358</b>	<b>2076</b>	<b>785</b>	<b>166</b>	<b>33.24 m</b>



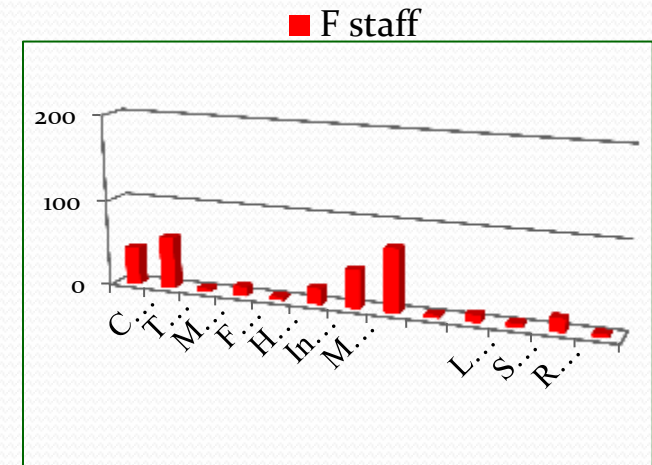
# Benefits through Co-management approach

## *Significant Results:*

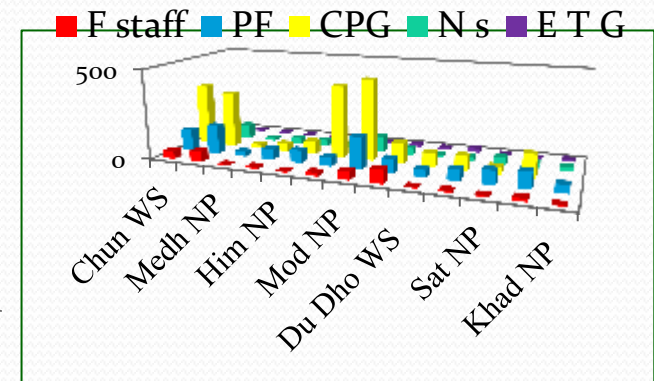
- Historic animosity between foresters and local people removed
- Social mobilization and empowerment of resource users in co-management organizations
- Locally enforced controls on resource extraction
- Increased value of protected areas as ecotourism destinations

## *Positive Impacts:*

- Forest products and Biodiversity increased, conserved and sustained.
- People better off as livelihoods secured, diversified with increased income.
- Resource based conflicts reduced; cooperation increased
- Adaptation to and mitigation of climate change



Before Only foresters to guard



Now Community guarding PAs



# Lessons Learned from practice of Co-management

- **Effectiveness of CMCs found varying from PA to PAs**
  - **Solution:** A site specific structure of CMO with more stakes from local community and a vital role to key level forest staff .
- **Inability of Pas to earn revenue is a constrain for Sustainability of the system**
  - **Solution;** Valuation of ecosystem services and to explore opportunities to revenue earning capacities of PAs
- **Infrastructure development and Provision of AIG to continue**
  - **Solution;** A mechanism of joint investment of Public and private entrepreneurs to be encouraged



AIG with Tourist shop



Ecosystem services from PA



# Challenges for Co-Management Practice

- **Accountability of Co-management committees.**
- **Valuation of ecosystem services provided by PAs and explore more sources to benefit the society.**
- **Trust and cooperation between agencies and actors of the CMCs.**
- **Linkages between committee members and their constituencies.**
- **Demand/aspirations of the community performing for conservation of PAs.**
- **Effective mechanism for conflict resolutions.**
- **Command and controlling mentality of local elites in committees.**
- **Exploitation of PA resources through empowerment of local community.**



PF member asking for benefit



Congress. Is an opportunity to find way out .....





# Thank you

[tarik.forest@gmail.com](mailto:tarik.forest@gmail.com)

<http://www.bforest.gov.bd>

. Protected Area Co-Management where People and Poverty Intersect, by Philippe DeCosse, et al. 2012

Protected Area Co-Management in Bangladesh, Koli, Anar, Tsukuba Uni, Japan 2010.

People's Livelihood and involvement in Co-management in Modhupur N P, Bangladesh. Rokeya Begum

Wikipedia, Protected Area Planning and Management, Global experience.

And FD records consulted in preparing presentation.